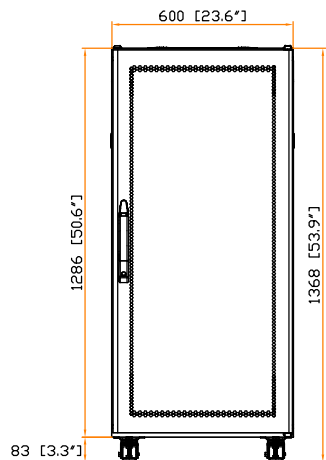
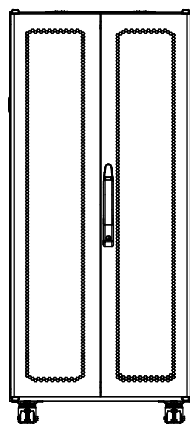


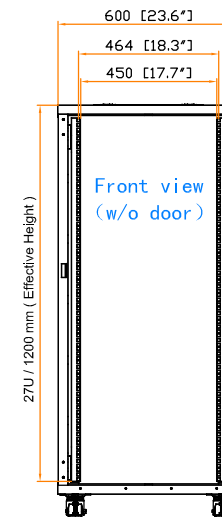
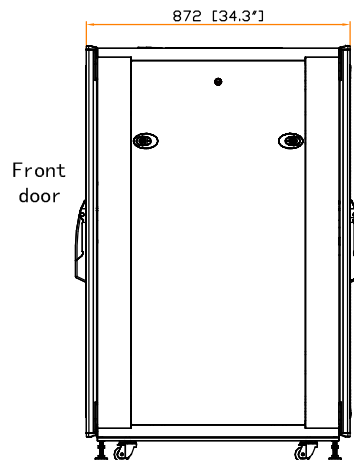
Front view



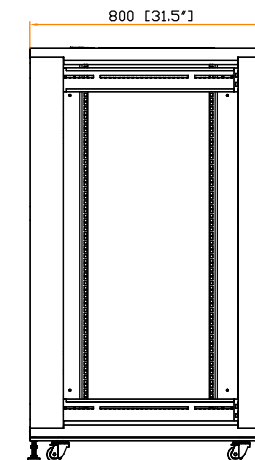
Rear view



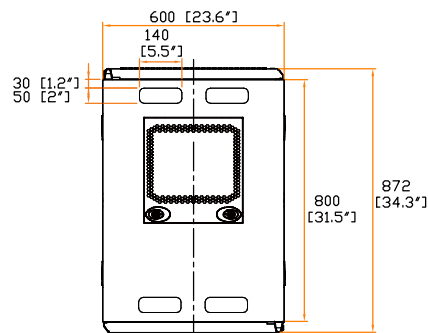
Side view



Side view(w/o side panel)

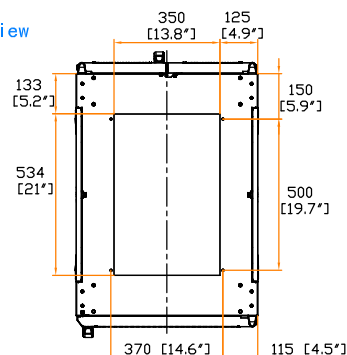


Top view



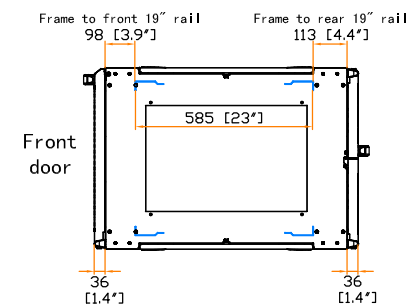
Front door

Bottom view



Front door

19" rail position



Front door



The company reserves the right to modify product specifications without prior notice and assumes no responsibility for any error which may appear in this publication.

Copyright 2020 Austin Hughes Electronics Ltd. All rights reserved.

Dimension (Overall) : 600 (W) x 872 (D) x 1368 (H) mm / 23.6 (W) x 34.3 (D) x 53.9 (H) in.

Dimension (Effective) : 600 (W) x 800 (D) x 1200 (H) mm / 23.6 (W) x 31.5 (D) x 47.3 (H) in.

Net Weight : - kg / - lb

Color : Black (RAL-9005) or White (RAL-9016)

Static Loading : 1000kg / 2200lb

Environmental : RoHS3 & REACH compliant by SGS

Unit : mm [in.]