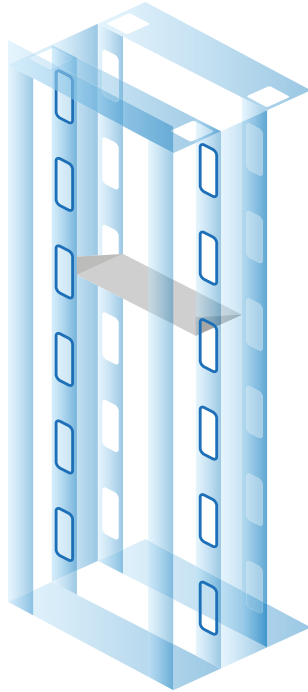
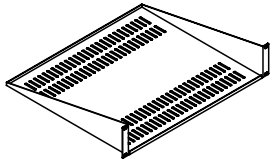



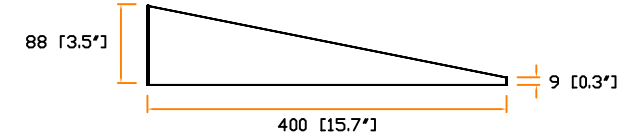
Cantilever shelf
Part no. :
MS40 (400 mm deep)



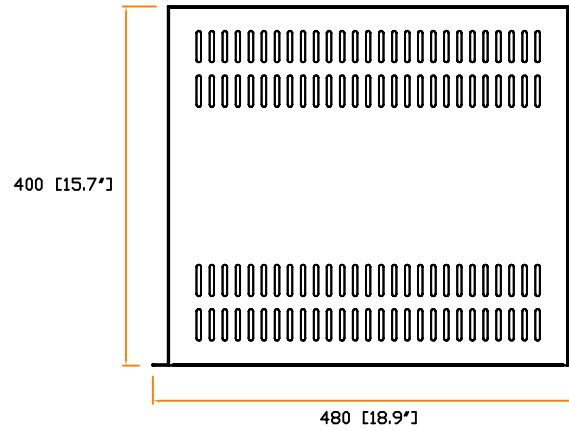
Front view:



Side view :



Top view:



unit : mm / in.

The company reserves the right to modify product specifications without prior notice and assumes no responsibility for any error which may appear in this publication.

Copyright 2013 Austin Hughes Electronics Ltd. All rights reserved.

Material	: Steel,1.5mm.
Hardware set	: M6 screw & cage nut x 4
Coating	: Powder coating
Dimension	: 480 (W) x 88 (H) x 400 (D) mm / 18.9 (W) x 3.5 (H) x 15.7 (D) in.
Color	: Black (RAL-9005) or Grey white (RAL -9002)
Gross weight	: - kg / - lb
Environmental	: RoHS2 & Reach compliant by SGS

